

Energy Label 2017

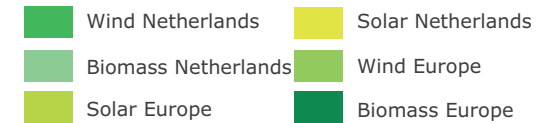
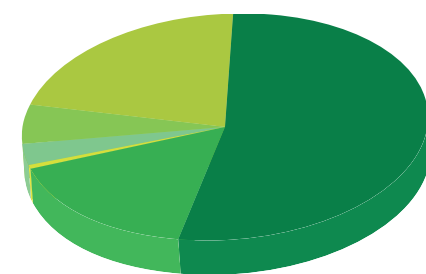
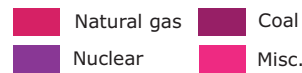
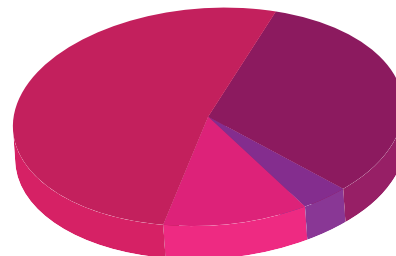
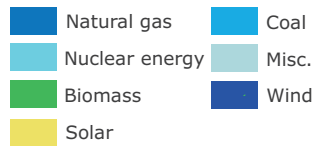
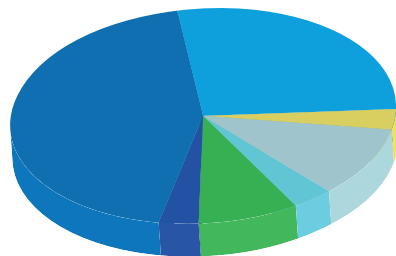
The Energy Label provides insight into the origin of the electricity which Scholt Energy Control supplied in the Netherlands in 2017. On the basis of this information, you can see how our total supply per product has been broken down in accordance with conventional and renewable energy sources. If you have Guarantee Green or Guarantee Wind,

look in the column of the same name for the origin of your electricity. If you do not purchase Green Electricity, look at the column 'Standard'. Conventional Energy Sources are natural gas, coal, nuclear energy and other non-renewable sources.

For the production of Green Electricity, Scholt Energy Control deploys wind power, solar energy and biomass. In this Energy Label, you also see the consequences for the environment of the various methods of electricity generation.

This is expressed in the CO₂ emissions and the quantity of nuclear waste that has come into being during the production of the electricity.

This Energy Label is based solely on the electricity supplied by us. The Green Electricity of our producers which was not directly delivered to our customers has not been included in this Energy Label. For more information about this Energy Label 2017, you can always contact us.



Total electricity

Energy Sources	
Natural gas	44,33%
Coal	27,39%
Nuclear energy	3,18%
Miscellaneous	10,13%
Biomass	8,36%
Wind	3,44%
Solar	3,12%
Total	100,00%

Conventional Energy Sources

Energy Sources	Standard	Guarantee Green	Guarantee Wind
Natural gas	52,10%	0,00%	0,00%
Coal	32,19%	0,00%	0,00%
Nuclear	3,74%	0,00%	0,00%
Miscellaneous	11,91%	0,00%	0,00%
Total	100,00%	0,00%	0,00%

Renewable Energy Sources

Energy Sources	Standard	Guarantee Green	Guarantee Wind
Wind (Netherlands)	0,00%	0,00%	100,00%
Solar (Netherlands)	0,00%	0,03%	0,00%
Biomass (Netherlands)	0,00%	3,61%	0,00%
Wind (Europe)	0,00%	6,90%	0,00%
Solar (Europe)	0,00%	25,29%	0,00%
Biomass (Europe)	0,00%	64,17%	0,00%
Total	0,00%	100,00%	100,00%

Environmental consequences*
CO₂-emissions (g/kWh): 487,97 Nuclear waste (g/kWh): 0,000085

Environmental consequences*
CO₂-emissions (g/kWh): 573,50 Nuclear waste (g/kWh): 0,000100

Environmental consequences*
CO₂-emissions (g/kWh): 0,00 Nuclear waste (g/kWh): 0,000000

* **Environmental consequences:** The production of electricity has consequences for the environment. Hereby, we show the quantity of CO₂ emissions per kWh and the quantity of nuclear waste produced per kWh. Biomass is regarded as CO₂ neutral, because the CO₂ that is released during the burning was extracted from the atmosphere shortly beforehand.